



TRASH & RECYCLING GUIDELINES & MORE FOR A GREENER MOUNTAIN LAKES

Trash Collection	2
Recycling Collection	3
Bulk Trash Collection	4
Recycling Center	5
Recycle Coach App	6
Other Recycling Options	6
Yard Waste Disposal	7
GrassCycling & Leaf Mulching	7
Hazardous Waste Disposal	8
Backyard Composting	9
Stormwater Pollution	10
Water Conservation	12
Invasive Species	13
Volunteer Opportunities	13




Did you know that Mountain Lakes was one of the first municipalities in New Jersey to achieve Silver Certification by Sustainable Jersey? The Borough is proud of this recognition for our efforts to be a more sustainable community by reducing waste, cutting greenhouse gas emissions, increasing resiliency, and caring for our environment.

We all play a part in keeping Mountain Lakes **GREEN!**

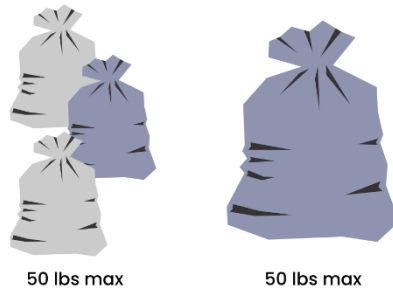
Trash Collection (Weekly HomeSide)

Household trash (along with your recyclables) should be put out for pickup by 7AM on your weekly collection day by the side of your home or garage in the appropriate containers. Place your trash into any trash bags you choose, with a standard weekly allotment per household equivalent to two standard-sized trash cans (approximately 30-35 gallons in size), not exceeding fifty pounds each.

The standard trash allotment per household is two 30-35 gallon cans, weighing a max of 50 pounds each

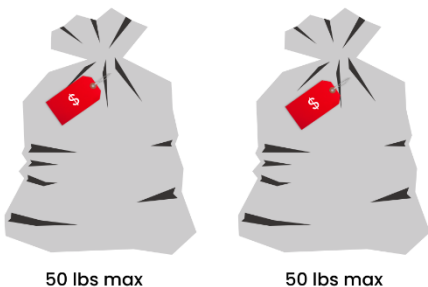


Trash bags do not need to be put in a garbage can, but need to meet these same weight restrictions



STICKER PROGRAM FOR EXCESS TRASH: If you have trash more than the standard allotment, you may continue to use any green bags you have on hand to dispose of it or purchase stickers from Borough Hall. Stickers cost \$2.50 each. One sticker is required for each extra bag of trash (max 50lbs per bag). Place the sticker on your bag visibly.

If you have trash in excess of the standard allotment, you can purchase stickers from the Borough to dispose of it



You also can use any green bags you still have on hand (instead of a sticker) to dispose of excess trash



Recycling Collection (Weekly HomeSide)

The Current Recyclables Collection Calendar is available click [here](#)

Recyclables (along with your regular trash) should be put out for pickup by 7AM on your weekly collection day by the side of your home or garage in the appropriate containers. Recyclables are collected on an alternating week schedule: Paper/cardboard recyclables are picked up one week; cans/glass/plastics are picked up the following week.

**Do not put
recyclables
in plastic
bags!**

When in Doubt, Throw It Out!

Contaminated recycling can cause an entire load of recyclables to be rejected, at a significant cost to Borough taxpayers, so **please follow these guidelines carefully.**

Plastics, Glass & Metals (Commingled)

Plastic, glass & metal recyclables can be placed in a rigid reusable container such as a recycling bin or garbage can. Each container should be no more than 50 pounds in weight or 30-35 gallons in size. Recyclables must be clean, empty & dry.

- ✓ **#1, #2, #5 Plastics:** Plastic bottles, jars, jugs & other rigid plastic containers. Flatten your plastic containers to save space. No lids!
- ✓ **Glass:** Clear, amber & green bottles and jars
- ✓ **Metals:** Cans & can lids, bottle caps, clean aluminum dishes & foil
- ✓ **Aseptics:** Milk cartons & juice boxes
- ✗ **UNACCEPTABLE Items:** Plastic bags, plastic wrap, plastic lids, windowpanes, mirrors, ceramics, pyrex, drinking glasses, aerosol cans and VCR/VHS tapes.



Paper & Cardboard

All paper & small cardboard must be placed in a recycling bin or paper bag or tied in small bundles. Corrugated cardboard must be **FLATTENED**. Large pieces of cardboard may be placed outside of your recycling container.

- ✓ Corrugated Cardboard (flattened)
- ✓ Newspapers, magazines, junk mail, and clean paper bags
- ✓ Envelopes with or without windows
- ✓ Cracker, cereal & frozen food boxes
- ✓ Manila folders & spiral notebooks
- ✓ Sticky notes, postcards & greeting cards
- ✓ Non-metallic wrapping paper
- ✗ **UNACCEPTABLE:** Shredded office paper, food contaminated paper, **greasy pizza boxes**, Tetra Pak cartons, padded envelopes, waxed cardboard paper, paper towel & napkins, tissue paper, metallic wrapping paper, blueprint paper and construction paper.



Bulk Trash Collection (Quarterly)

Bulk trash should be placed curbside (not in the street and not blocking sidewalks) in a visible location, no later than 7AM on your scheduled pickup day. Bulk waste shall not exceed five hundred (500) pounds per address per pickup.



Bulk Trash Schedule for homes with Monday or Tuesday trash collection:

- Friday, January 17, 2025
- Friday, April 18, 2025
- Friday, July 18, 2025
- Friday, October 17, 2025

Bulk Trash Schedule for homes with Wednesday or Thursday trash collection:

- Friday, January 24, 2025
- Friday, April 25, 2025
- Friday, July 25, 2025
- Friday, October 24, 2025

Bulk Waste collection is restricted to the following:

- Furniture & Toys
- Mattresses – limited to two mattresses
- Wood, inclusive of wood fencing sections and other wood products – limited to two 32-gallon containers with pieces cut into 3-ft pieces
- Rugs and Carpeting
- Lawn furniture (non-metal)
- Wood doors, Storm Doors & Windows (non-metal)
- Items generated by a homeowner while conducting minor repairs not requiring a zoning or construction permit

Bulk waste excludes:

- Household Garbage - *may be disposed of on your regular trash collection day*
- Electronic Waste - *may be disposed of at the Borough Recycling Center*
- Branches, Brush & Leaves - *may be disposed of at the Borough Recycling Center*
- Appliances - *may be disposed of in the metals bin at the Borough Recycling Center*
- Auto Parts - *tires may be disposed of at the County Transfer Station in Parsippany*
- Ashes, Dirt, Rocks, Stones, Asphalt & Concrete
- Tree Trunks & Tree Stumps
- Pool filters, Closed-Top Drums, Oil Paint & Chemicals
- Any materials resulting from demolition, alteration, or repair of buildings by a contractor or homeowners which would require a zoning or construction permit

Morris County Transfer Station

Mountain Lakes residents also can use the Morris County Transfer Station in Parsippany to dispose of bulk trash for a small tipping fee:

Parsippany Transfer Station
1100 Edwards Road

Hours: Mon-Fri 7am-3pm
Sat 7:30am-11am

www.mcmua.com/sw_ts.asp

The Borough Recycling Center

Department of Public Works

55 Pocono Road

Tuesday, Thursday & Saturday

7:30am – 2:30pm

Sunday (April & Nov thru mid-Dec)

7:30am – 2:30pm

The Recycling Center is for recyclables only, not trash.

- Residents have been issued vehicle hang tags to display when entering the Recycling Center. Contact Borough Hall if you are a new resident in need of a hang tag.
- Residents also may show their driver's license as proof of residency.
- Non-resident and commercial vehicle use of the Recycling Center is prohibited.

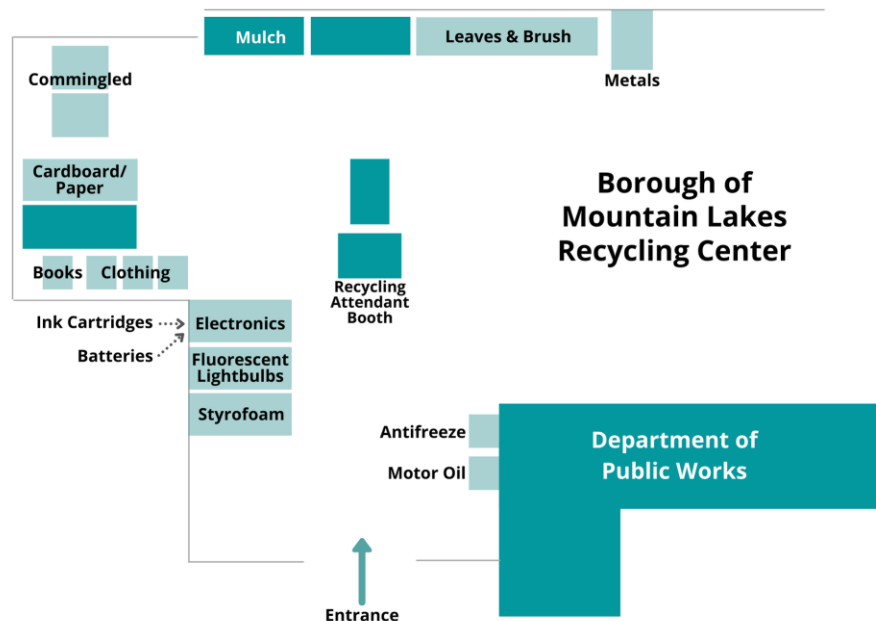
You can dispose of these items at the Recycling Center

- Commingled:** #1, 2 & 5 plastics, glass bottles & jars, aluminum/metal cans & foil, and aseptics (milk & juice cartons). Recyclables must be CLEAN. **No paper or plastic bags.**
- Mixed paper & FLATTENED Cardboard:** **No plastic bags.**
- Antifreeze & Used Motor Oil**
- Styrofoam:** CLEAN WHITE ONLY (no stickers or tape). **No packing peanuts or food service items (cups, egg cartons, meat trays & takeout containers).**
- Fluorescent & CFL Lightbulbs**
- Electronic Waste:** computers, TV's, printers, microwaves, zip drives, game consoles, remotes
- Ink Cartridges & Batteries:** Deposit in the Electronic Waste bin.

Accepted Batteries:

Rechargeable - Nickel Cadmium (Ni-Cd), Nickel Zinc (Ni-Zn), Nickel Metal Hydride (Ni-MH), Small Sealed Lead Acid (SSLA/Pb), Lithium Ion (Li-Ion)

- Books:** **No encyclopedias, magazines, or water damaged books.**
- Clothing:** Must be clean and contained in plastic bags.
- Scrap Metal & Appliances:** Metal bookcases, file cabinets, garbage cans, grills, lawn mower (gas & oil removed), metal pipes, screens, metal toasters, etc.
- Leaves & Mixed Brush:** **No grass clippings.** See p.6 for info on GrassCycling.
- Flags:** There is a VFW collection box for flags at Borough Hall.
- Mulch:** Residents can pick-up mulch (when available) from the Recycling Center.



Recycle Coach App



The Borough supports the **REDUCE, REUSE, RECYCLE** approach to minimizing the amount of waste that ends up in landfills or incinerators, or as litter polluting our environment. We

encourage residents to follow recycling guidelines carefully. Recycling is the law in New Jersey, and contaminated recycling can cause an entire load of recyclables to be rejected, which is costly to taxpayers. The Borough website has more information to help you, including the [Recycle Coach App](#), which you can download on your phone.

Other Reduce, Reuse, Recycle Options

- **Morris County MUA** is a good source of additional information: www.mcmua.com/sw_reduction.asp
- **Bubble Wrap & Packing Peanuts:** UPS stores
- **Metal Coat Hangers:** Return to Cleaners
- **Plastic Bags:** Kings, Target, Walmart, Acme, Shop-Rite, Whole Foods
- **Cork:** Whole Foods
- **Eyeglasses:** Lens Crafters, Pearle Vision
- **Compost:** An alternative to composting at home is having your compost picked up for a fee: www.neighborhoodcompost.com/residential-plans
- **Big Brothers Big Sisters:** Donation center at 307 Rt 46 East in Denville.
- **Goodwill:** Donation center at 266 Rt 46 East in Rockaway. www.goodwill.org
- **LUPUS:** Lupus will pick up at your door. www.lupuspickup.org
- **Facebook:** Items can be resold or donated on local group pages.

Yard Waste Disposal

- Residents can dispose of leaves and brush at the Borough Recycling Center. In addition to regular operating hours, Sunday hours are added during spring and fall clean-up months.
- Grass clippings are not accepted at the Recycling Center. See below for information about GrassCycling.
- Use of the facility by commercial landscapers is prohibited.

Dumping of leaves & yard waste on Borough property, including woodlands & pocket parks, is prohibited! Residents are responsible for ensuring that their landscapers follow the NO DUMPING rules.

GrassCycling & Leaf Mulching

GrassCycling is the practice of leaving grass clippings on your lawn when mowing. It's the natural way to recycle grass clippings, providing your lawn with valuable nutrients & water.

Benefits of GrassCycling

- ✓ **Save Money**
- ✓ **Save Water**
- ✓ **Save Time Spent on Yardwork**
- ✓ **Enjoy a Healthier Lawn**
- ✓ **Reduce Greenhouse Gases**

GrassCycling does NOT cause thatch.

Shallow roots from pesticide treatments, over-watering and over-fertilizing are the primary causes of thatch, not grass clippings. Short clippings from regular mowing will decompose quickly.

How to GrassCycle

- 1) Mow your lawn when it is dry.
- 2) Keep your mower blades sharp.
- 3) Mow your lawn often enough so that no more than $\frac{1}{3}$ of the length of the grass blade is cut at a time. Lawns are healthiest when mowed to a height of 2½ to 3".

You can GrassCycle with any type of mower. Remove the collection bag to allow clippings to drop on the lawn. If you use a landscaping service, ask them to leave the grass clippings on your lawn.

Leaf Mulching: Mulching your leaves is a great alternative to raking, blowing, and bagging – saving you time and money, providing your lawn with healthy nutrients, and helping the environment!

To mulch your leaves, take the grass catcher off your mower and mow over leaves until leaf matter is reduced to dime-sized pieces. With several passes of your mower, you can mulch several inches of leaf litter. Once the leaf litter settles, microbes and worms will do their work to recycle your leaf litter, turning it into healthy nutrients for your lawn.

Household Hazardous Waste Disposal

The EPA considers some leftover household products that can catch fire, react, or explode under certain circumstances, or that are corrosive or toxic as household hazardous waste (HHW). Products, such as paints, cleaners, oils, batteries, and pesticides can contain hazardous ingredients and require special care.

To avoid the potential risks associated with HHW, it is important to monitor their use, storage, and disposal. Improper disposal of hazardous products can include pouring them down the drain, on the ground, into storm sewers, or in some cases putting them out with regular trash.

Consider reducing your purchase of products that contain hazardous ingredients. When shopping for items such as household cleaners, toilet cleaners, laundry detergent, dish soap, dishwashing pods and gels, bug sprays and pest control items, consider shopping for environmentally friendly, natural products or look up simple recipes you can use to create your own. Additional information is available from EPA's [Safer Choice](#) program.



Latex “Water-Based” Paint

Must be dry and disposed of with your regular trash.

- 1) Make sure paint can is $\frac{1}{2}$ full or less. If can is more than $\frac{1}{2}$ full, pour excess into another container, like a coffee can or trash bag.
- 2) Add clay-based kitty litter or speedy dry & stir until no liquid remains.
- 3) Allow mixture to dry until no longer pourable.
- 4) Dispose of can in the garbage.
- 5) **DON'T PUT THE LID BACK ON THE PAINT CAN!** Cans will not be picked up by your trash hauler if they can't see that the paint is dry.

Oil-Based Paint

Oil-based paint is a flammable material. It must be disposed of at a Morris County Household Hazardous Waste Disposal Day or at the permanent Household Hazardous Waste Facility in Mount Olive.

Borough Recycling Center

The Recycling Center has safe disposal receptacles for several hazardous materials:

- Anti-Freeze
- Car Batteries
- Batteries (see page 3 for list of accepted batteries)
- Consumer Electronics
- Fluorescent Light Bulbs
- Used Motor Oil

Morris County HHW Facility

Morris County has a Household Hazardous Waste Facility in Mount Olive and hosts several hazardous waste disposal events each year. For more info: call 973-829-8006 or visit www.mcmua.com

Backyard Composting

Composting is nature's way of recycling organic materials back into the soil. The billions of living organisms in healthy soil transform dead plants into vital nutrients for new plant growth. One of the best ways you can build healthy soil in your garden and lawn is to use compost. With a small investment of time, you can improve the health and appearance of your yard, save money on fertilizers and mulch, preserve natural resources, and protect the health of your family and pets.



How to Make Compost

- 1) Add **green & brown** materials, making sure larger pieces are chopped or shredded, ideally your pile includes both greens & browns placed in alternating layers.
- 2) Every time you add to the pile, turn it over and “fluff” it with a pitchfork to provide aeration, unless your bin has a turner.
- 3) When material at the bottom is dark and rich in color, with no remnants of food or yard waste, your compost is ready to use. The resulting compost can be applied to lawns and gardens to help condition the soil and replenish nutrients.
- 4) **Do *not* add NON-biodegradable items (plastics, glass, and metals), toxins, pesticides, meat, dairy, or pet waste.**

Greens (1 part)

- Fruits and vegetables
- Bread and grains
- Coffee grounds and filters
- Grass clippings
- Paper tea bags with staple removed

Browns (3 parts)

- Cotton or wool rags
- Dryer lint
- Eggshells
- Nut shells
- Fireplace ashes
- Sawdust
- Houseplants
- Hay and straw
- Wood chips
- Leaves, branches, twigs
- Used potting soil
- Shredded newspaper
- Cardboard rolls
- Clean paper
- Hair and fur
- Chicken, rabbit, cow, horse manure

Troubleshooting Your Pile

Problem:	Cause	Solution:
Rotten egg smell	<i>Insufficient air or too much moisture</i>	Turn pile and incorporate coarse browns (sawdust, leaves)
Ammonia smell	<i>Too much nitrogen</i>	Incorporate coarse browns (sawdust, leaves)
Pile does not heat up or decomposes slowly	<i>Pile too small</i>	Add more organic matter
	<i>Insufficient moisture</i>	Turn pile and add water
	<i>Lack of nitrogen</i>	Incorporate food waste, grass clippings, or manure
	<i>Not enough air</i>	Turn pile

Stormwater Pollution Solutions

Stormwater pollution is one of the greatest threats to our supply of clean and plentiful water. Pollution on streets, parking lots and lawns is washed by rain into storm drains, then directly into our drinking water supply, the ocean, and the lakes our children play in. Fertilizer, oil, pesticides, detergents, pet waste, grass clippings: You name it, and it ends up in our water.

By sharing the responsibility and making small, easy changes in our daily lives, we can keep common pollutants out of stormwater. It all adds up to cleaner water, and it saves the high cost of cleaning up dirty water supplies. As part of New Jersey's initiative to keep our water clean and plentiful, and to meet federal requirements, municipalities and other public agencies must adopt ordinances prohibiting various activities that contribute to stormwater pollution. Mountain Lakes is part of this initiative (Ordinance No. 202). Breaking these rules can result in fines or other penalties.

Here's what YOU can do to help protect our water!

Limit Use of Fertilizers & Pesticides

Fertilizers and pesticides are a source of stormwater pollution and should be used sparingly.

- Do a soil test to see if you need fertilizer.
- Do not apply fertilizers if heavy rain is predicted.
- Look into alternatives for pesticides.
- Consider maintaining a small lawn and keeping the rest of your property or yard in a natural state with trees and other native vegetation that requires little or no fertilizer.
- If you use fertilizers and pesticides, follow the instructions on the correct application.
- Make sure you safely store or discard any unused portions.



Take Care with Hazardous Products

Hazardous products include some types of household and commercial cleaning products, lawn and garden care products, motor oil, antifreeze, and paints.

- Do not pour any hazardous products down a storm drain they are connected to local waterbodies.
- If you have hazardous products in your home or workplace, make sure you store or dispose of them properly. Read the label for guidance.
- Use natural or less toxic alternatives when possible.
- Recycle used motor oil.



Clean Up Pet Waste

Did you know that animal waste from pets can pollute our waters? When left on the ground, pet waste is washed by rain and melting snow and ice into storm drains that carry it to our rivers, lakes, the ocean and drinking water.

Animal waste contains a high concentration of nutrients as well as bacteria and disease-causing microorganisms that can cause problems.

Mountain Lakes has pet-waste rules that are enforced. An example is requiring pet owners or their keepers to pick up and properly dispose of pet waste dropped on public or other people's property.

- Use newspaper, bags, or pooper-scoopers to pick up waste.
- Dispose of the wrapped pet waste in the trash or unwrapped in a toilet.
- Never discard pet waste in storm drains.



Don't Feed Wildlife

Don't feed wildlife like ducks and geese. Mountain Lakes has an ordinance that prohibits wildlife feeding in public areas.

Don't Litter

- Place litter in trash receptacles.
- Recycle. Recycle. Recycle! Don't feed wildlife like ducks and geese. Mountain Lakes has an ordinance that prohibits wildlife feeding in public areas.

Keep Storm Drains Clean!

Mountain Lakes has marked storm drain inlets reminding people that storm drains are connected to local waterbodies.



- Don't let sewage or any other wastes flow into a stormwater system.
- Dispose of Yard Waste Properly so leaves and grass clippings don't get into storm drains.

Additional Information

www.njstormwater.org

www.epa.gov/npdes/stormwater

www.epa.gov/nps

New Jersey Department of Environmental Protection
Division of Water Quality
Bureau of Nonpoint Pollution Control
Municipal Stormwater Regulation Program
(609) 633-7021

New Jersey Department of Environmental Protection
www.CleanWaterNJ.org



Water Conservation

Mountain Lakes draws drinking water from a sole source aquifer. This means it is the only source of potable water for us and is irreplaceable. The New Jersey Department of Environmental Protection advises conservation.

Indoors

- Use ENERGY STAR water efficient appliances and plumbing fixtures. Big water users are toilets, washing machines, showers, faucets, and dishwashers.
- Check for water leaks.
- Keep cold water in the fridge so you don't have to run the faucet.
- Turn off the faucet when brushing teeth or shaving.



Outdoors

Choose drought tolerant native grasses, shrubs, and trees.

Avoid Pesticides

Healthy soil retains moisture better and reduces watering needs. Microbes are essential ingredients of healthy soil.

Fertilize with Mulch and Compost

These natural fertilizers retain moisture, retard weed growth, feed plants a complete diet, and improve the soil. Mulch is available for free seasonally at the Recycling Center. The ML Environmental Commission sells home composters during EcoWeekend at a discounted price.

Obey Water Conservation Ordinance

(237-10) – This ordinance limits the days that residents can use sprinkler systems to water their lawns and landscaping from June - September. Residents with even-numbered homes can water on even-numbered days, and residents with odd-numbered homes can water on odd-numbered days from 12:01 am – 10:00 am and from 6:00 pm - 12:00 midnight.

Automatic Watering Systems

- Use drip irrigation and micro sprays over sprinklers.
- Adjust your watering schedule to weather conditions.
- Install a soil moisture sensor so you don't use water when the soil is saturated.

Use Rainwater Collection (Rain Barrels)

The ML Environmental Commission sells rain barrels annually during EcoWeekend at a discounted price. You can fit your gutters with a rain barrel system that meets your needs. 500 gallons of water can be collected in a ½ inch rain with water coming off a 1500 sq. ft. roof. Using rainwater to water your landscaping helps replenish our groundwater (aquifers).



Environmental
Commission of
Mountain Lakes

Invasive Species in Mountain Lakes

Invasive species are plants and animals that are brought in from ecosystems in other parts of the world that then can propagate prolifically to the detriment of native species. The result is the alteration of regional distinction and the health of native flora and fauna. As a result, the Borough has to spend taxpayer dollars and many volunteer hours removing these species from our environment.

Proper eradication methods are encouraged on public and private land to avoid personal and environmental harm. This includes working with a restoration plan, avoiding chemicals and herbicides, wearing the proper clothing, and understanding proper methods for plant identification, removal, disposal, and replanting.



Residents and landscapers are strongly encouraged to avoid planting any invasive species. Instead, the Borough encourages the planting of native species. In addition, local nurseries are strongly encouraged to phase out the sale of these plants.

Here are some of the many invasive species causing damage locally:

Plants: Garlic Mustard, Porcelain-berry, Mugwort, Japanese Barberry, Oriental Bittersweet, Canada Thistle, Autumn Olive, Winged Burning Bush, Winter Creeper, Japanese Knotweed, Lesser Celandine, Glossy Buckthorn, English Ivy, Privet, Japanese Honeysuckle, Exotic Bush Honeysuckles (Amur, Morrow's & Tatarian), Multiflora Rose, Wineberry, Wine Raspberry, Wisteria

Aquatic plants: Creeping Water Primrose, Purple Loosestrife, Eurasian Water Milfoil, Brittle Naiad, Common Reed, Curly-Leaf Pondweed, Fanwort

Trees: Norway Maple, Tree-of-Heaven, Callery Pear, Black Locust

Volunteer Opportunities

Volunteers are vital to the Borough's efforts to keep Mountain Lakes GREEN! The Borough has an active Environmental Commission, Shade Tree Commission, Lakes Management Advisory Committee, Woodlands Advisory Committee, Historic Preservation Committee, Health Commission, and Green Team. Our committees play an important leadership role in caring for our beautiful Mountain Lakes environment.

Volunteer opportunities are publicized in our weekly Broadcast e-mails, committee opening and other volunteer events – including trail restoration projects, community clean-ups, the planting of saplings in our woodlands, green movie nights & more! For additional information, visit the "Committees" tab on the Borough website: <https://mountainlakes.gov/>